



## LOY LOY - THE SAVINGS GAME

Instructions

### INTRODUCTION - WHAT IS A SAVINGS GROUP?



- ❖ A rotating savings group (aka ROSCA) is a group of people (often women) that meet regularly to share savings in an attempt to grow their group wealth.
- ❖ These are often used in developing countries to save money when less formal options are available
- ❖ They have been used for thousands of years and their success has been attributed to community trust, social pressure to contribute, and a desire for wives to keep money inaccessible to their husbands.
- ❖ A 'bidding' ROSCA is a certain type of savings group that involves bidding. We will explain this concept later.

# HOW THE GAME WORKS



- ❖ **You are a savings group that is working together to save money**
- ❖ **What is the goal?** The goal of the game is for the **group** to accumulate 5,000 Loys to buy a garment factory in 8 months
- ❖ **But who wins?** The winner is one with most money – they get largest percentage of garment factory ownership
- ❖ **How do you lose?** If **anyone** goes bankrupt the game is over and **everyone loses**
- ❖ **How many players can play?** Ideally 8 players but 6 or 7 is possible.

# PREPARATION

Choose a **purple character card** and a **pink demographic card**.

Before starting the game imagine the life situation for yourself. You are a woman living in Cambodia and these cards will help you develop your character. The purple card will help you know:


1. **Who your sister is** – (the characters wearing the **same color shirt** are sisters -note with 6 or 7 players there may be only children)
2. **What kind of work you do**
3. **Where you live** (city or rural)

The pink card will tell you the following. These will all impact your financial decisions later:

1. **Whether you are married**
2. **How many children you have**
3. **What you enjoy doing**

You then **say out loud your story** so other players understand your stage in life. With **no help from the cards** you decide the following. These choices will have positive and negative impacts in the game.

1. **Whether your parents are alive or dead**
2. **What your relationship is like with your sister in the game**



# HOW TO PLAY




- The board represents the passage of time
- The orange token represents days passing
- The black token represents months passing



- 1. Place the orange token on the yellow square.**  
The yellow square represents payday. The orange token moves clockwise around the board as each player rolls the die. Each time the orange token lands on or passes payday each player receives a monthly wage of 100 Loys. Players start with 100 Loys each.
- 2. Place the black token on the green ring next to payday.**  
The black token represents the passage of months. Each time the orange token passes payday the black token moves forward 4 spaces (representing a month). When the black token returns to the pay day there is one last round then the game is over (ie 8 months are complete).
- 3. The player with the most children rolls the die first and moves the orange piece**  
The player then picks a card based on the color they land on.

There are 3 different types of cards in the game



### Asset cards (player can buy)

Top number = Asset cost  
Bottom number = Monthly return on each payday

### Expense cards (player must pay)

Orange diamond (non urgent) = pay next payday  
Red diamond (urgent) = pay now

### Event cards (can be good or bad)

Events lead to more or less money (as % of your cash – rounded down)


1 person = just you

2 people = you and your sister

8 people = the whole group

Baby = players with children

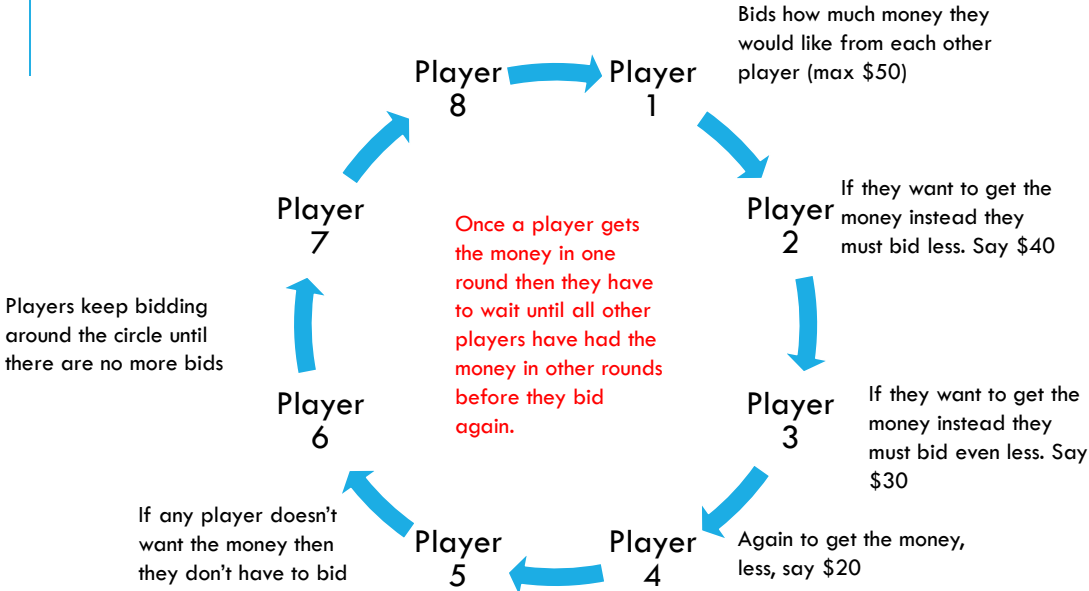
Elderly = players with parents alive



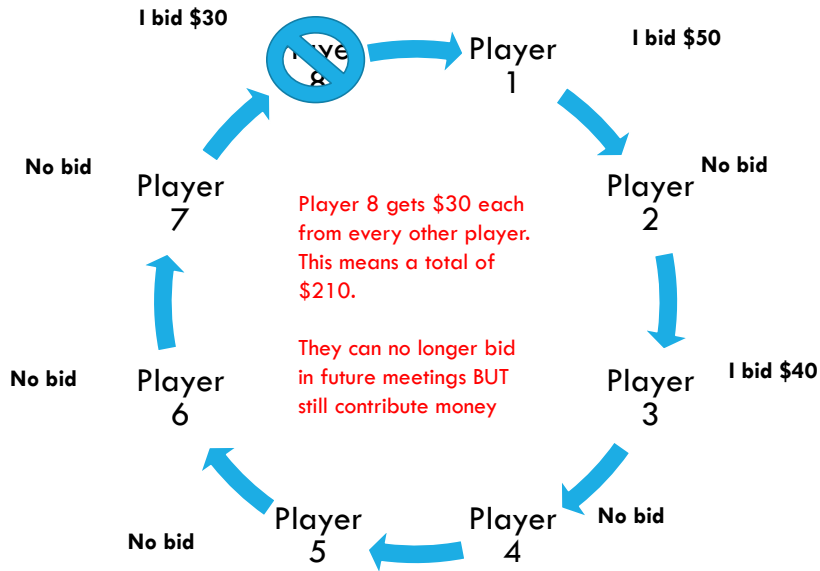
When a player passes or lands on meeting day it is time for the monthly savings group meeting.

Player 1 in the following slides is the player who passed or landed on the meeting day square.

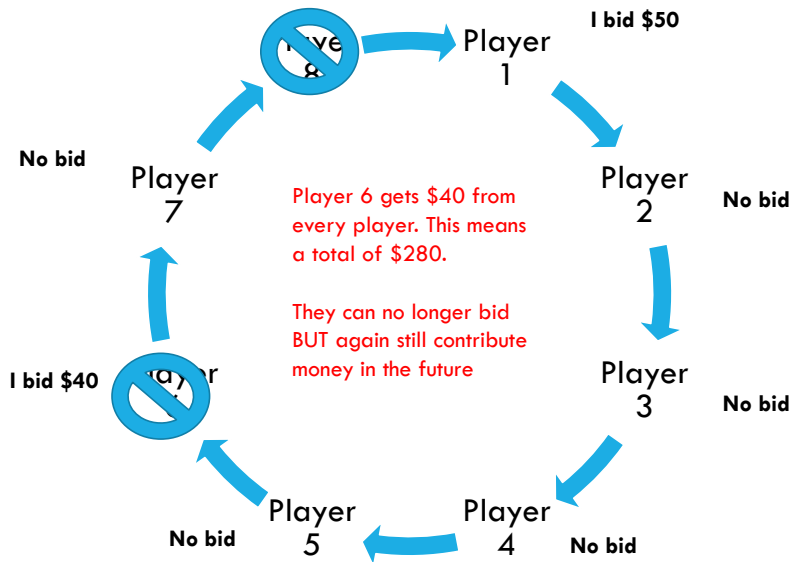
❖ The savings group works like this:



❖ Let's try an example for the first meeting:



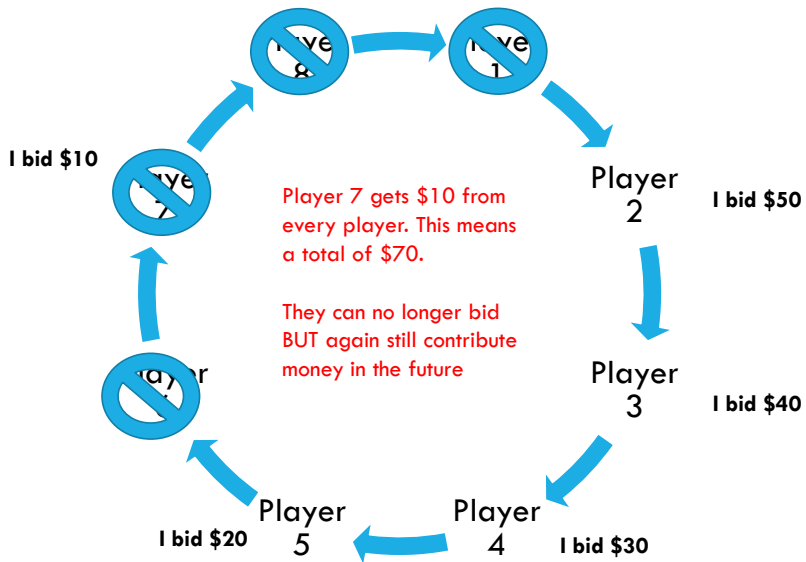
❖ Time for the second meeting:



❖ Time for the third meeting:

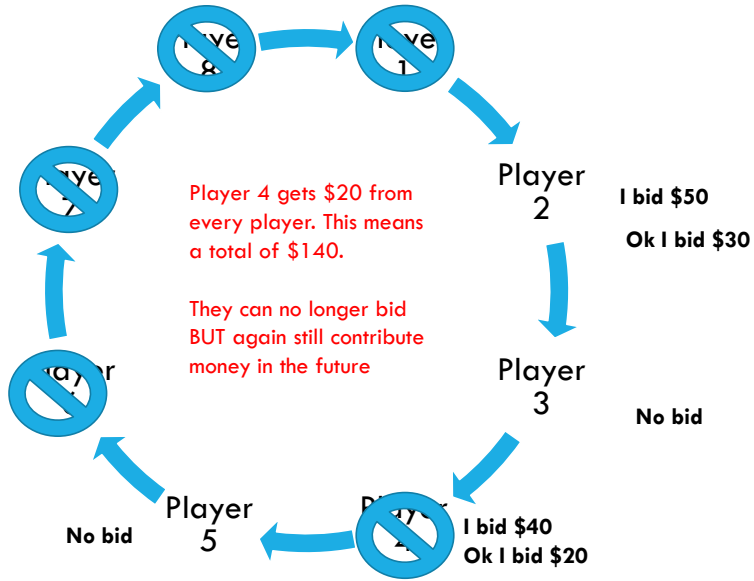


❖ Time for the fourth meeting:

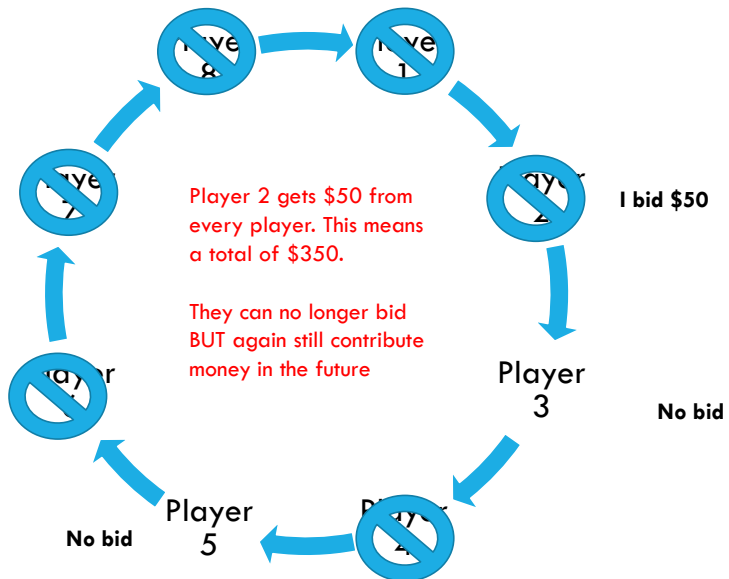


❖ Ok fifth meeting

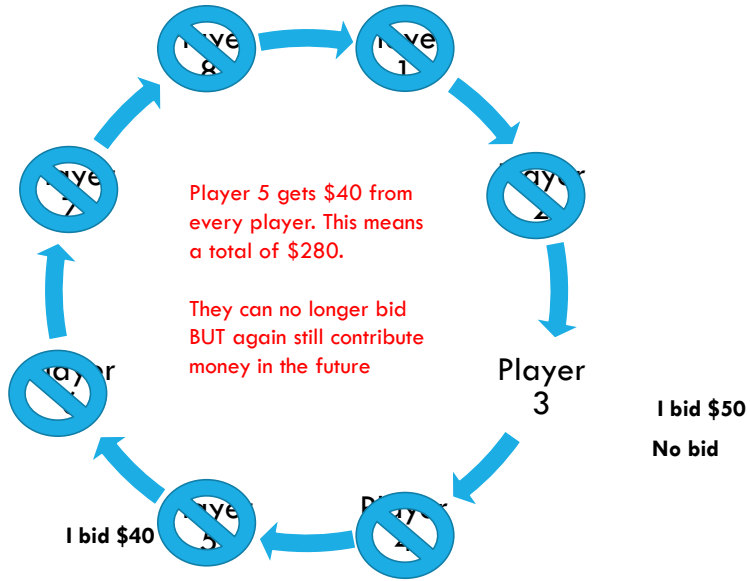
❖ Also note players can bid multiple times in each round:



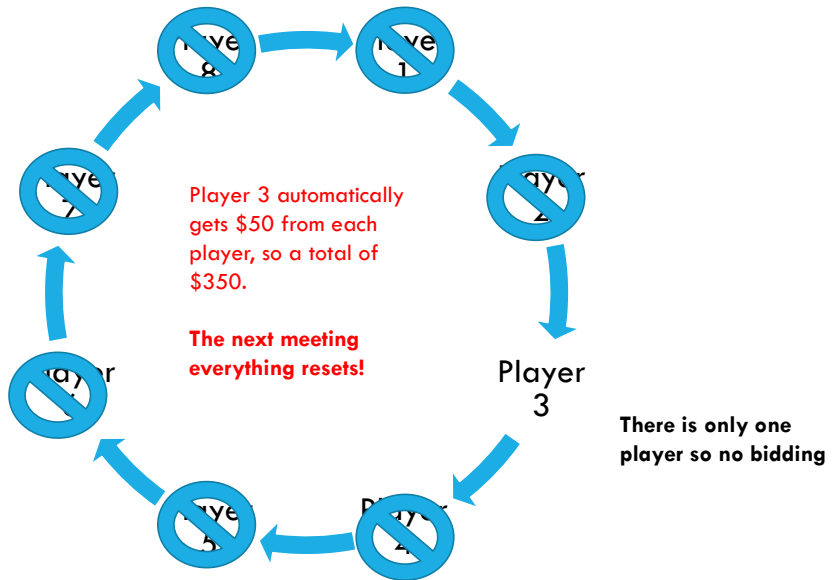
❖ 6<sup>th</sup> meeting:



❖ 7<sup>th</sup> meeting:



❖ 8<sup>th</sup> meeting:







- ❖ **Plot-twist!**
- ❖ A thief can take money but refuse to contribute in future rounds.
- ❖ Thieves still play the game but can no longer participate in the savings meetings
- ❖ They can only win by buying the factory individually (ie accumulating \$5,000)

### ❖ **FAQs**

1. **Can people give/lend money between each other?**  
Sure, one on one lending or giving is fine
2. **Can I give, lend or receive money after I have picked a card?**  
No! You cannot make any other transactions until after you have dealt with the payments relating to that card. Eg. you cannot pick an expense card then borrow money to pay it.
3. **What if I can't pay an expense?**  
You're bankrupt. Everyone loses.
4. **Do the blue event card percentages include selling my assets?**  
No, only the percentage of cash that you are currently holding
5. **What happens if I choose not to buy an asset?**  
It is then available to others to buy on their turn. It stays on the side of the board until it is purchased
6. **Can I sell assets to other players?**  
Yes, you can sell assets to other players at any time

## ❖ FAQs

### **7. Can I sell assets to the bank?**

Yes, you can sell assets to the bank at any time and receive half their initial price

### **8. What happens to assets at the end of the game?**

You can sell all your assets to the bank at half the price to get cash to contribute to the \$5000 goal

### **9. What happens if you are a thief who steals the pot and later you go bankrupt?**

You are out of the game! Everyone else continues

### **10. What happens to the red cards after they are paid?**

They are returned to the red card pile randomly

### **11. Can two players have the same bid?**

No, you can only outbid or not bid. You cannot bid the same amount

### **12. Is there a banker?**

Yes, but players need to ask for their wage. It is not automatic

## ❖ FAQs

### **13. Can players break off and form their own ROSCA?**

Yes, if they wish

### **14. How much time does the game usually take?**

Approximately 1 hour. If you wish to speed up or slow down the game you can simply change the speed of the black token (ie move 3 spaces instead of 4 spaces after each month to slow the game or 5 spaces)

### **15. When you pass payday or savings group day do you pick a card first or do the payday/meeting activities?**

You deal with all card payments or receipts before receiving pay day money or conducting the meeting

### **15. If there are 6 or 7 players what happens with the extra meetings?**

The savings group is reset and starts afresh after all players have had their turn at the pot once. Ie. in a 6 player game everyone would have a chance again to bid at the 7<sup>th</sup> meeting.

THAT'S IT!



❖ **Good luck and please contact us via the website if you have any questions!**